

For IPS e.max® restorations

		IPS e.max Ceram/ZirPress	IPS e.max ZirCAD	IPS e.max CAD/Press
Anterior	Crown		✓	✓
	Veneer	✓		
	Bridge		✓	✓
Posterior	Crown		✓	✓
	Bridge		✓	

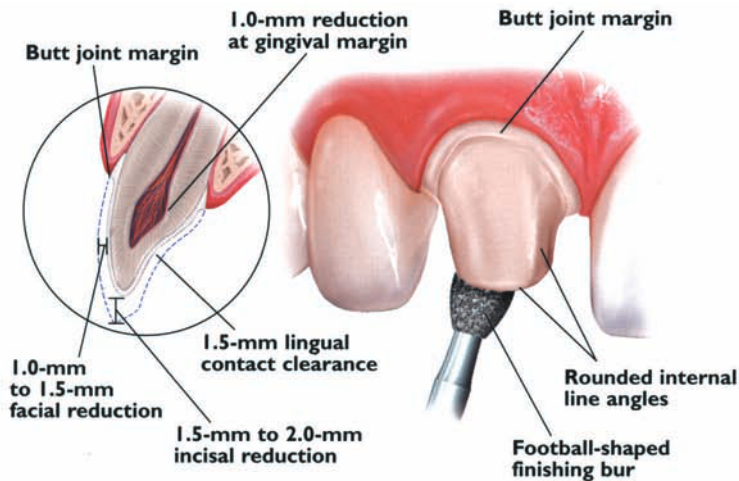
For IPS Empress® restorations

		IPS Empress
Anterior	Crown	✓
	Veneer	✓
	Bridge	
Posterior	Crown	✓
	Bridge	
	Inlay/Onlay	✓

Anterior Chairside Preparation Guide

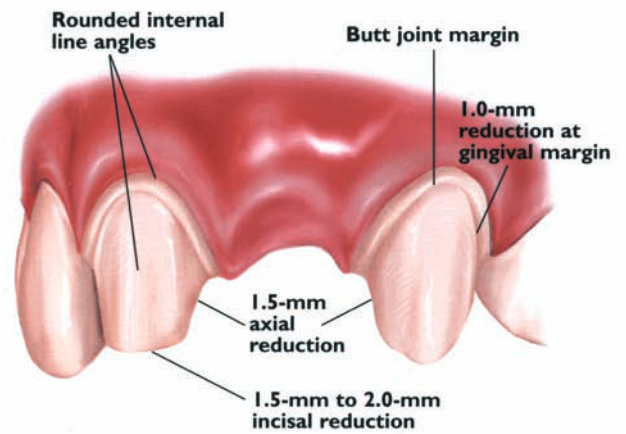
Full-Coverage Restorations

ANTERIOR CROWN PREPARATION



3-Unit Bridge Restorations

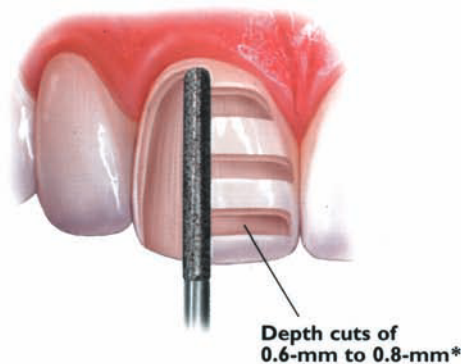
3-UNIT BRIDGE PREPARATION



Veneers

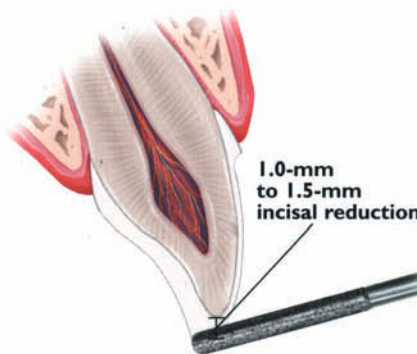
VENEER PREPARATION

A medium grit, round-ended, diamond bur is used to remove a uniform thickness of facial enamel by joining the depth-cut grooves.



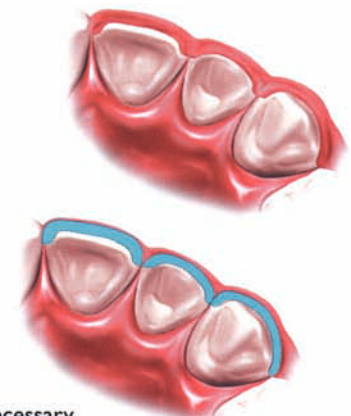
INCISAL PREPARATION

The diamond bur is angled to bevel back the incisal edge.



CHAMFER MARGINS

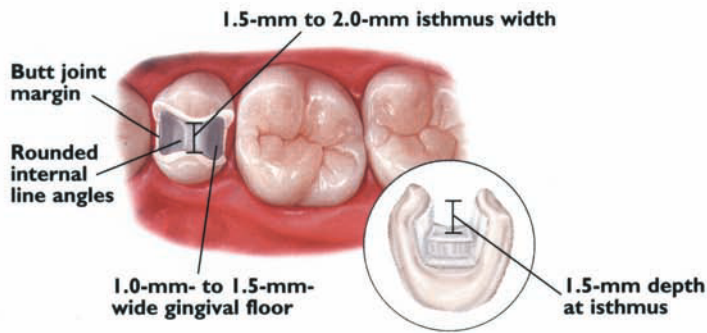
Correct preparation of the chamfer margins interproximally allows the appropriate bulk of porcelain.



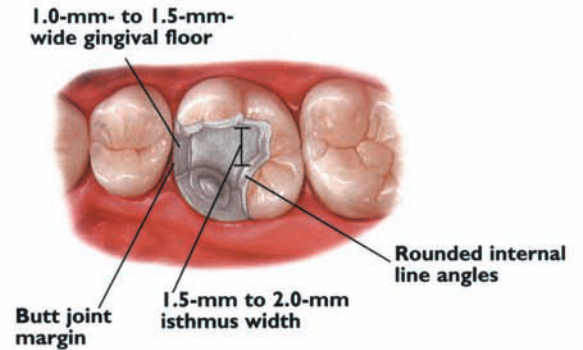
*Please note: For additional masking capabilities and/or layering techniques, further reduction may be necessary. Contact your laboratory for further information.

Inlays/Onlays

INLAY PREPARATION

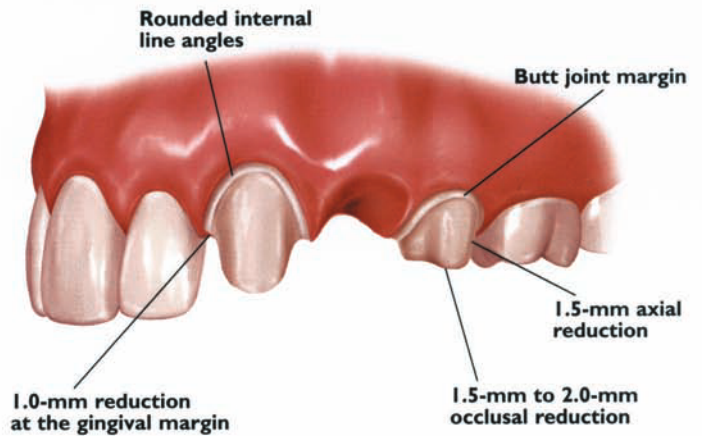
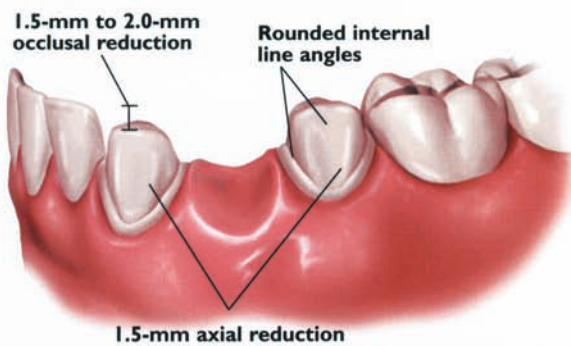


ONLAY PREPARATION



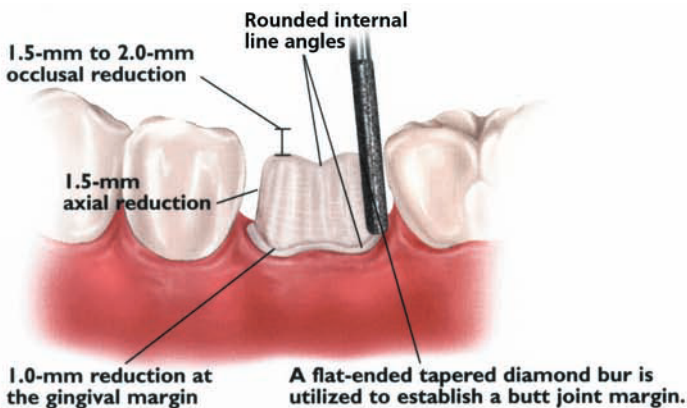
3-Unit Bridge Restorations

3-UNIT BRIDGE PREPARATION

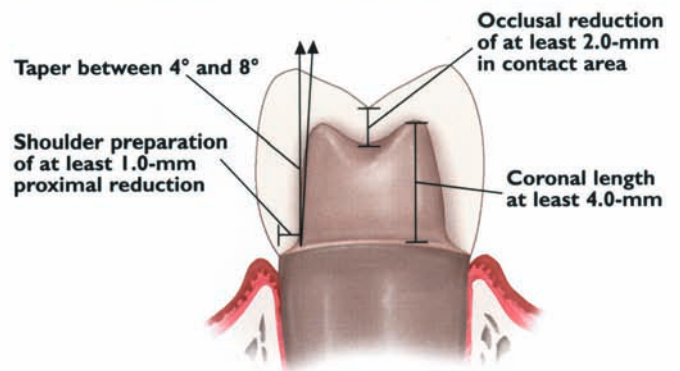


Full-Coverage Restorations

POSTERIOR CROWN PREPARATION



CONVENTIONAL CEMENTATION PREPARATION



When layered or pressed ceramic margins are preferred in conjunction with a zirconia framework, enhanced gingival esthetics can be achieved with a definitive 90 degree shoulder preparation.

www.ivoclarvivadent.com

For information on these or any other Ivoclar Vivadent products, please call us toll free at 1-800-533-6825 in the U.S., 1-800-263-8182 in Canada. www.ivoclarvivadent.us ©2006 Ivoclar Vivadent, Inc. IPS e.max and IPS Empress are registered trademarks of Ivoclar Vivadent, Inc. Rev.1 7/2008 #604217 All illustrations ©2003 Montage Media Corporation

100% CUSTOMER SATISFACTION
GUARANTEED!

